

Secto 4230 / Secto Small 4231

Instructions: Standard / Wall mount version 03/2020

Secto
DESIGN



Sizes	Secto 4230	Secto Small 4231
	Height 60 cm / 23.6 in	Height 45 cm / 17.7 in
	Depth 18 cm / 7.1 in	Depth 15 cm / 5.9 in
	Width 13,5–30 cm / 5.3–11.8 in	Width 13,5–25 cm / 5.3–9.8 in
Lamp base	E14	
Wattage	LED max 20 W	
Cable length	240 cm / 7.9 ft (standard version)	

Information The back plate of the Secto 4230 / Secto Small 4231 wall lamp is made of powder painted steel. The lamp base is attached to the back plate. The shade has wooden rails for the plate. The plate is fastened to the shade with a top screw.


The standard version (pics 1-3) comes with a cable, a switch and a plug. The wall mount version (pic 4) (by special order) can be mounted directly to the cables coming out of the wall socket by an electrician.

The wall lamp can be installed with the cone part upwards or downwards. When the cone part is downwards the cable runs down between the plate and the wall.


The back plate is screwed (screws not incl.) to the wall. The wooden shade is then slid onto the plate along the wooden rails which are on the long sides of the shade. Alternatively the wall lamp can be hung to a wall hook (not incl.) after the plate is attached to the shade.

Please find the measurements of the plate on a separate sheet.

Pic 1: Standard back plate outside




Pic 2: Standard back plate inside



Pic 3: Standard back plate profile



Pic 4: Wall mount back plate version



Back plate details and measurements

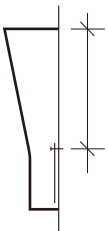
Back plate size (for both models)

Height 15,5 cm / 6.1 in

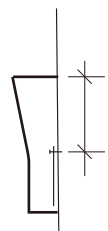
Width 10,5 cm / 4.1 in

Please note that the measurements are approximates as all the shades are unique.

Installing upwards:
top edge to the
hook suspension
hole (3.)



Secto 4230
40,7cm / 16.02 in



Secto Small 4231
25,7 cm / 10.12 in

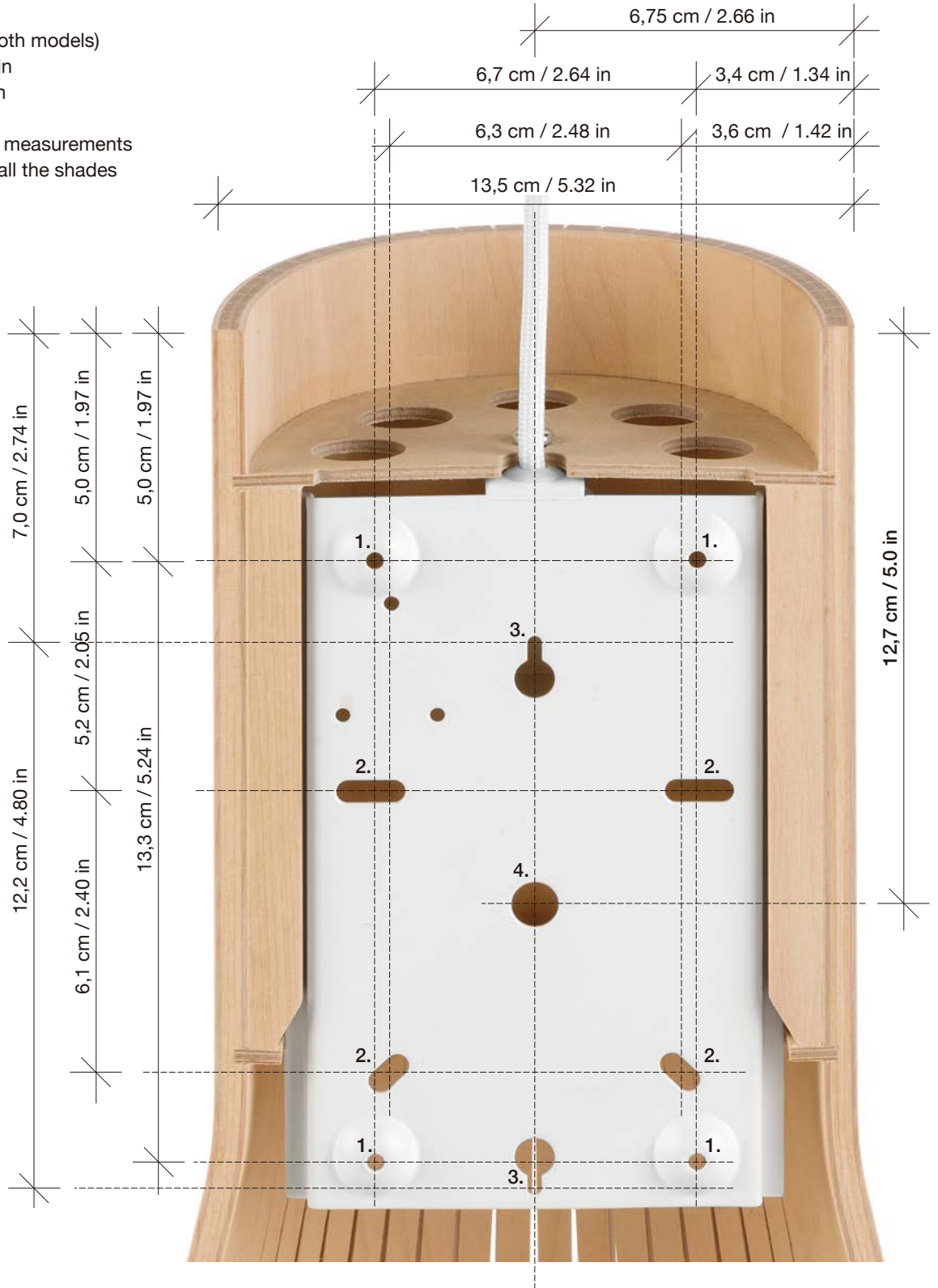


Plate instructions

1. To raise the lamp of the wall and a possible means to secure the fixture to the wall.
 2. For securing the lamp to a wall socket.
 3. For hook suspension.
 4. For threading the wall mount version's cables through the plate.
- Screws and hooks for securing the fixture are not included.